



Make your own Platimun Jubilee cake toppers

1. Print and cut out as many of these sheets as you need (scroll down for smaller cupcake topper sizes.)
2. Place one end of a cocktail stick (or similar) along the centre back of paper topper. Lightly glue and fold the two back sides together to create a double sided cake topper.
3. Add your cake toppers to your Platinum puddings to celebrate the Queen's Platinum Jubilee!



FOLD

FOLD

FOLD

 CURE
PARKINSON'S

 CURE
PARKINSON'S

 CURE
PARKINSON'S

 CURE
PARKINSON'S

 CURE
PARKINSON'S

 CURE
PARKINSON'S

 CURE
PARKINSON'S

 CURE
PARKINSON'S

 CURE
PARKINSON'S

 CURE
PARKINSON'S

 CURE
PARKINSON'S



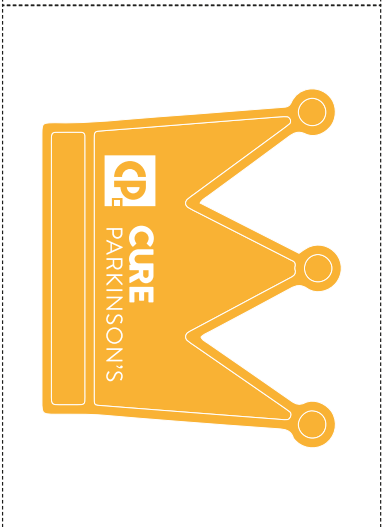

 CURE
PARKINSON'S

 CURE
PARKINSON'S


 CURE
PARKINSON'S

FOLD


FOLD



FOLD




CP CURE
PARKINSON'S




CP CURE
PARKINSON'S

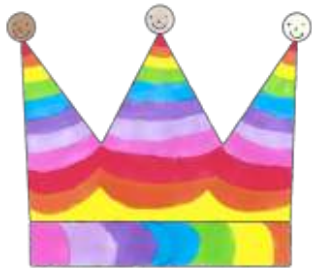
FOLD



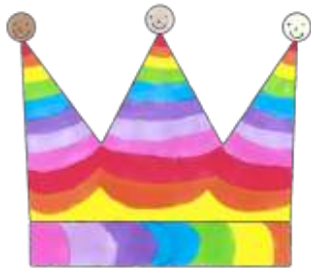
CP CURE
PARKINSON'S



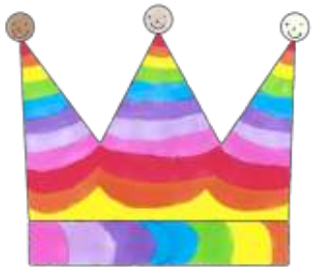
CP CURE
PARKINSON'S



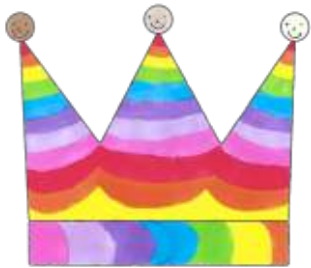
CP CURE
PARKINSON'S




CP CURE
PARKINSON'S




CP CURE
PARKINSON'S



CP CURE
PARKINSON'S

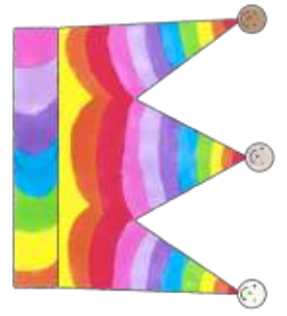


CP CURE
PARKINSON'S

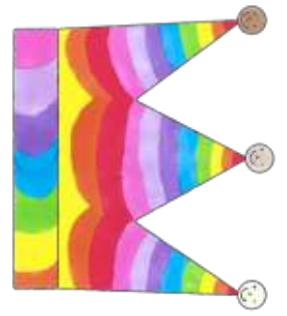


CP CURE
PARKINSON'S

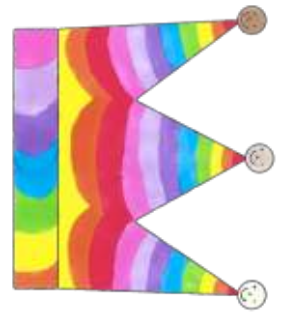
CP CURE
PARKINSON'S



CP CURE
PARKINSON'S



CP CURE
PARKINSON'S



CP CURE
PARKINSON'S

